

Machine Learning Interpretability

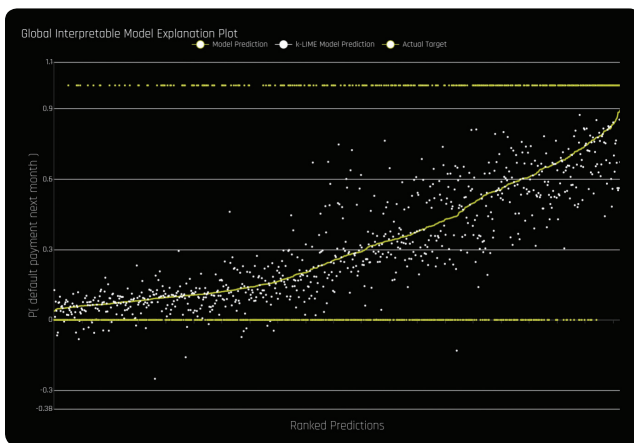
Machine learning interpretability by Driverless AI offers simple data visualization techniques for representing high-degree feature interactions and nonlinear model behavior. It also uses a contemporary linear model variant to generate reason codes, in comprehensible English, that may be appropriate for use in regulated industry.

Why does it matter?

Driverless AI, by H2O.ai, provides a market leading Machine Learning Interpretability (MLI) component to address questions associated with machine learning interpretability through visualizations that clarify modeling results and the effect of features in a model.

The machine learning interpretability component of Driverless AI enables the data practitioner to get clear and concise explanations of the model results by generating four dynamic charts; these interactive charts can be used to visualize and debug a model by comparing the displayed global and local model decision-process, important variables, and important interactions to known standards, domain knowledge, and reasonable expectations.

k-LIME:



k-LIME creates one global surrogate GLM on the entire training data and creates numerous local surrogate GLMs on local regions of the training data. All penalized GLM

BUSINESS NEEDS:

- Do we understand our data?
- Do we understand the models and predictions given by machine learning algorithms?
- Do we trust these answers?


BENEFITS:

- Complete transparency & accountability
- Data visualization techniques help understand high dimensional feature interactions
- Reason codes in plain English, for easy understanding
- Full interpretability of models for regulated industries
- Displays most important variables and most important interactions

surrogates are trained to model the predictions of the Driverless AI model, and reason codes and English language explanations are derived from the local linear models.

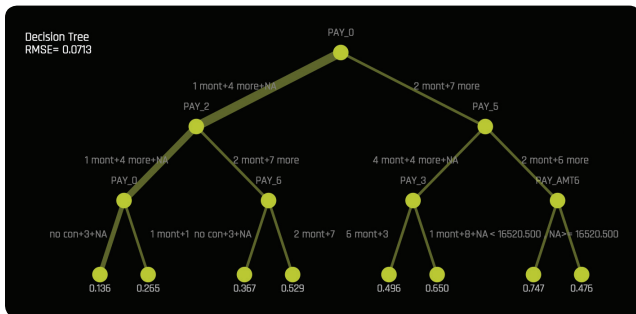
Variable Importance:

Variable importance quantitatively measures the effect that an input variable has on the predictions of a model. Variable importance is most useful for machine learning models where traditional measures fall short of describing the relationship between an input variable and the target variable. Driverless AI presents both global and local, row-level variable importance values to tell users the most influential variables, and the variables' relative rank, in a model and in each model decision.



Global (yellow) and local, i.e. row-wise (grey), variable importance for a Driverless AI model.

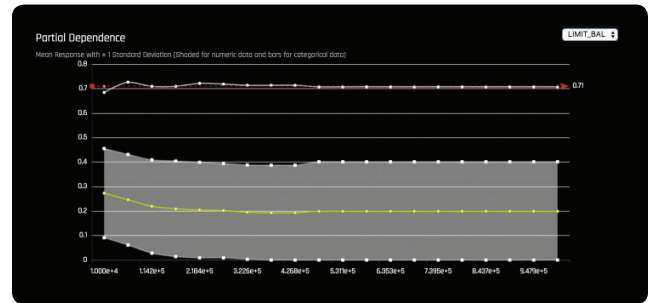
Decision Tree Surrogate:



A global decision tree surrogate model that summarizes the decision-process of a complex Driverless AI model.

The decision tree surrogate model provides insight into the Driverless AI model by displaying an approximate, overall flow-chart of the model's decision-making process. It also displays the most important variables and interactions in the Driverless AI model.

Partial Dependence and ICE Plots:



A partial dependence plot that summarizes the decision-process of a complex Driverless AI model.

The partial dependence plot shows the average effect of changing one variable on the model prediction. Partial dependence plots are global in terms of the rows of a data set, but local in terms of the input variables. ICE plots can provide an even more local view of the model's decision-making process - an input variable in a single row is selected, and that input variable in the selected row can be toggled through the set of values for the input variable in the training data set, and then run through the model again for each value to display a range of possible predictions for rows similar to the selected row.

About H2O.ai

H2O.ai is focused on bringing AI to businesses through software. Its flagship product is [H2O](#), the leading open source platform that makes it easy for financial services, insurance and healthcare companies to deploy machine learning and predictive analytics to solve complex problems. More than [12,000 organizations](#) and 129,000+ data scientists depend on H2O for critical applications like predictive maintenance and operational intelligence. The company accelerates business transformation for 169 Fortune 500 enterprises, 8 of the world's 12 largest banks, 7 of the 10 largest auto insurance companies and all 5 major telecommunications providers.

Follow us on Twitter [@h2oai](#). To learn more about H2O customer use cases, please visit <http://www.h2o.ai/customers/>. [Join the Movement.](#)